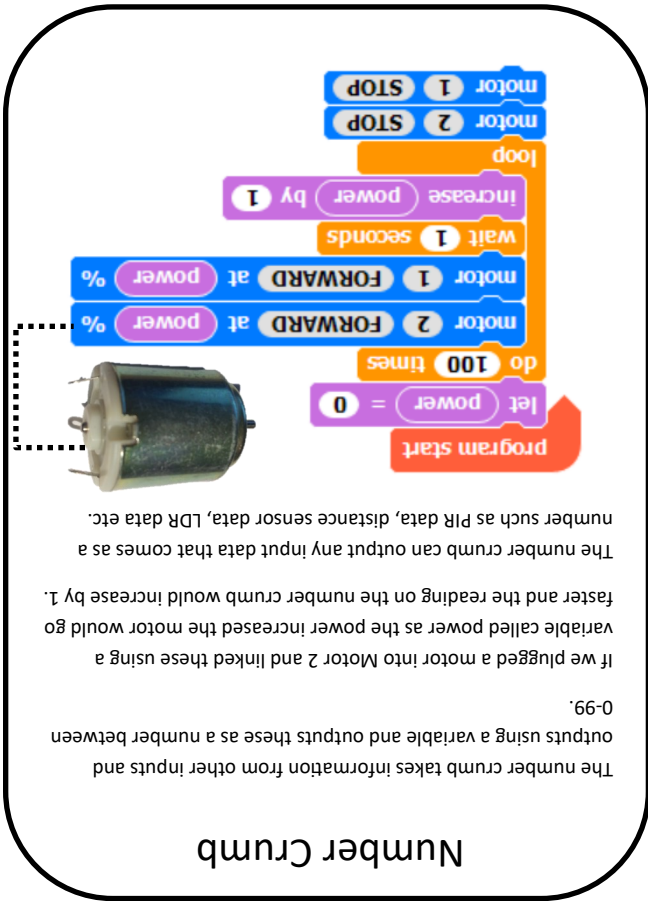


Wiring



Number Crumb


The number crumb takes information from other inputs and outputs using a variable and outputs these as a number between 0-99.

If we plugged a motor into Motor 2 and linked these using a variable called power as the power increased the motor would go faster and the reading on the number crumb would increase by 1.

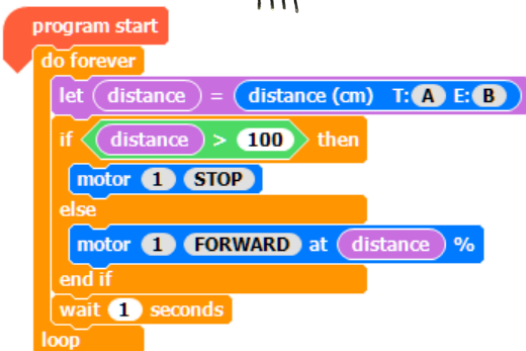
The number crumb can output any input data that comes as a number such as PIR data, distance sensor data, LDR data etc.

# Crumble Playground Maker Cards Number Crumb

## Hints



Distance sensor



Can you work out what is happening here?

A distance sensor is plugged into A and B

A number crumb is plugged into motor 1

When would the number display start to output numbers?

