

Planning My First Independent Scratch Project

A code-it.co.uk scheme of work

By

Mr Bagge

My First Independent Scratch Project

Draw what you want to happen in your program. Use stick people and quick sketching. What will it look like? Write or draw what input, sequence or repetition you will use with each sprite. You can use any block you have discovered how to use not just the ones on the right.

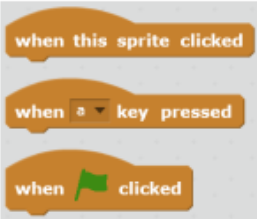
Name _____ Class _____

What is it all about?

Programming Choices

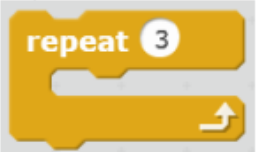
Input

- Touch / click
- A key on the keyboard
- The green Flag (all start together)



Repetition

Repeat x times



Sequence (one instruction following another)



My First Independent Scratch Project

Draw what you want to happen in your program. Use stick people and quick sketching. What will it look like? Write or draw what input, sequence or repetition you will use with each sprite. You can use any block you have discovered how to use not just the ones on the right.

Name _____ Class _____

What is it all about?

Ballet Dance

Programming Choices

Input

Touch / click

A key on the keyboard

The green flag (all start together)

when this sprite clicked

when a key pressed

when green flag clicked

Repetition

Repeat x times

repeat 3

Sequence (one instruction following another)

play sound clapping

say Well done! for 3 secs

wait 3 secs


say Have another go. for 2 secs

My First Independent Scratch Project

Draw what you want to happen in your program. Use stick people and quick sketching. What will it look like? Write or draw what input, sequence or repetition you will use with each sprite. You can use any block you have discovered how to use not just the ones on the right.

Name _____ Class _____

What is it all about?
Zoo



Programming Choices

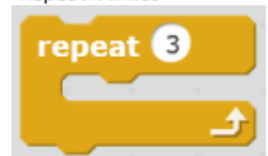
Input

- Touch / click
- A key on the keyboard
- The green Flag (all start together)



Repetition

Repeat x times



Sequence (one instruction following another)



My First Independent Scratch Project

Draw what you want to happen in your program. Use stick people and quick sketching. What will it look like? Write or draw what input, sequence or repetition you will use with each sprite. You can use any block you have discovered how to use not just the ones on the right.

Name _____ Class _____

What is it all about?

Walk in the park

Programming Choices

Input

Touch / click

A key on the keyboard

The green Flag (all start together)

when this sprite clicked

when a key pressed

when clicked

Repetition

Repeat x times

repeat 3

Sequence (one instruction following another)

play sound clapping

say Well done! for 3 secs

wait 3 secs

say Have another go. for 2 secs

My First Independent Scratch Project

Draw what you want to happen in your program. Use stick people and quick sketching. What will it look like? Write or draw what input, sequence or repetition you will use with each sprite. You can use any block you have discovered how to use not just the ones on the right.

Name _____ Class _____

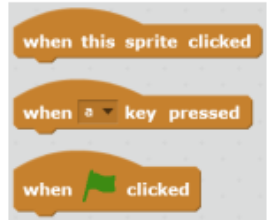
What is it all about?

Whatever you want

Programming Choices

Input

- Touch / click
- A key on the keyboard
- The green Flag (all start together)



Repetition

Repeat x times



Sequence (one instruction following another)



My First Independent Scratch Project

Draw what you want to happen in your program. Use stick people and quick sketching. What will it look like? Write or draw what input, sequence or repetition you will use with each sprite. You can use any block you have discovered how to use not just the ones on the right.

Name _____ Class _____

What is it all about?

Walk in the park



Keep drawings
simple

Programming Choices

Input

- Touch / click
- A key on the keyboard
- The green Flag (all start together)

when this sprite clicked

when a key pressed

when green flag clicked

Repetition

Repeat x times

repeat 3

Sequence (one instruction following another)

play sound clapping

say Well done! for 3 secs

wait 3 secs

say Have another go. for 2 secs

My First Independent Scratch Project

Draw what you want to happen in your program. Use stick people and quick sketching. What will it look like? Write or draw what input, sequence or repetition you will use with each sprite. You can use any block you have discovered how to use not just the ones on the right.

Name _____ Class _____


What is it all about?

Walk in the park



Click

Say Nice day for walk in the park



Up Arrow
Move

Left Arrow
Turn Left

Right Arrow
Turn Right

Programming Choices

Input

Touch / click

A key on the keyboard

The green Flag (all start together)

when this sprite clicked

when a key pressed

when clicked

Repetition

Repeat x times

repeat 3

Sequence (one instruction following another)

play sound clapping

say Well done! for 3 secs

wait 3 secs

say Have another go. for 2 secs

My First Independent Scratch Project

Draw what you want to happen in your program. Use stick people and quick sketching. What will it look like? Write or draw what input, sequence or repetition you will use with each sprite. You can use any block you have discovered how to use not just the ones on the right.


Name _____ Class _____

What is it all about?

Walk in the park



Click
Say Nice day for walk in the park



Up Arrow
Move

Left Arrow
Turn Left

Right Arrow
Turn Right

Draw or List
what the
background will
look like

Grass
Trees
Playing Sounds

Programming Choices

Input

Touch / click

A key on the keyboard

The green Flag (all start together)

when this sprite clicked

when a key pressed

when green flag clicked

Repetition

Repeat x times

repeat 3

Sequence (one instruction following another)

play sound clapping

say Well done! for 3 secs

wait 3 secs

say Have another go. for 2 secs

My First Independent Scratch Project

Name _____ Class _____

Draw what you want to happen in your program. Use stick people and quick sketching. What will it look like? Write or draw what input, sequence or repetition you will use with each sprite. You can use any block you have discovered how to use not just the ones on the right.

What is it all about?

Walk in the park

Programming Choices

Input

- Touch / click
- A key on the keyboard
- The green Flag (all start together)



Repetition

Repeat x times



Sequence (one instruction following another)




Keep it simple.



Click
Say Nice day for walk in the park

Draw or List
what the
background will
look like

Grass
Trees
Playing Sounds



Up Arrow
Move

Left Arrow
Turn Left

Right Arrow
Turn Right