



In this program the buzzer is connected to A.

The buzzer is turned on and off four times.

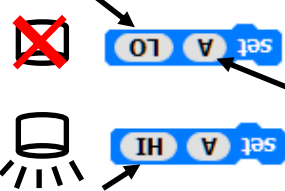
```

program start
do 4 times
  set A HI
  wait 1.0 seconds
  set A LO
  wait 1.0 seconds
loop
  
```

Click the letters to change them to A, B, C or D

HI is the same as on

LO is the same as off




### Useful Code Blocks

### More Information


The part that buzzes on a buzzer is called a piezo. It makes the noise when electricity stretches or compresses the piezoceramic material. Our buzzers are setup for a set voltage of electricity which is why they only make one tone.

Where else can you find piezo buzzers?



The spare power port can be used to pass electricity on to other devices.

# Crumble Buzzer



MC33

### Wiring To Computer USB

Batteries must be switched on

