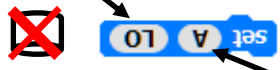


In this program the buzzer is connected to A. The buzzer is turned on and off four times.

```

program start
do 4 times
  set A HI
  wait 1.0 seconds
  set A LO
  wait 1.0 seconds
loop
  
```

Click the letters to change them to A, B, C or D. HI is the same as on. LO is the same as off.



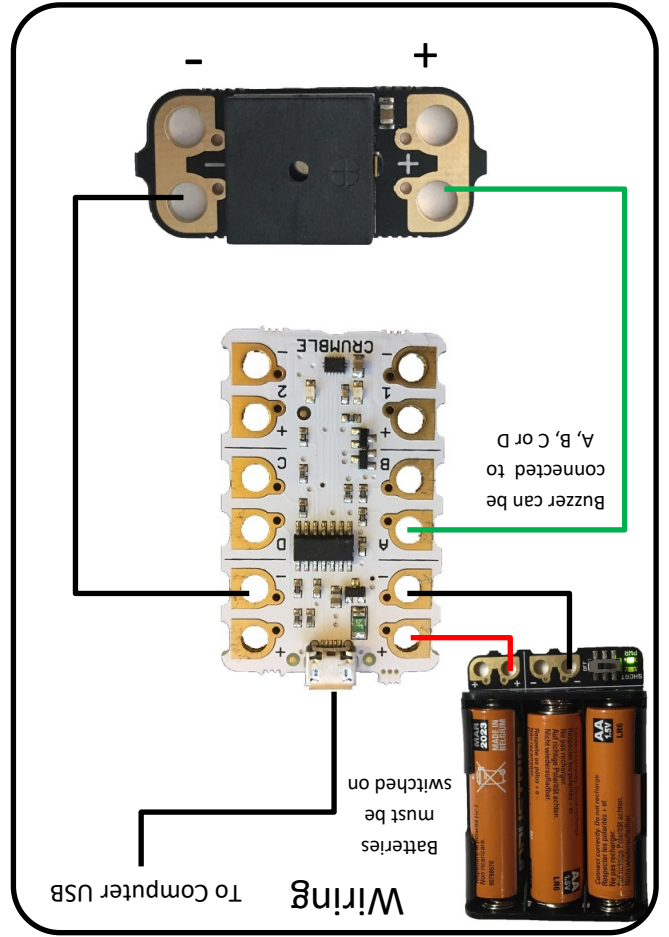
Useful Code Blocks

Wiring

To Computer USB

Batteries must be switched on

Buzzer can be connected to A, B, C or D




More Information

The part that buzzes on a buzzer is called a piezo. It makes the noise when electricity stretches or compresses the piezoceramic material. Our buzzers are setup for a set voltage of electricity which is why they only make one tone.

Where else can you find piezo buzzers?

Crumble Buzzer



MC34rb