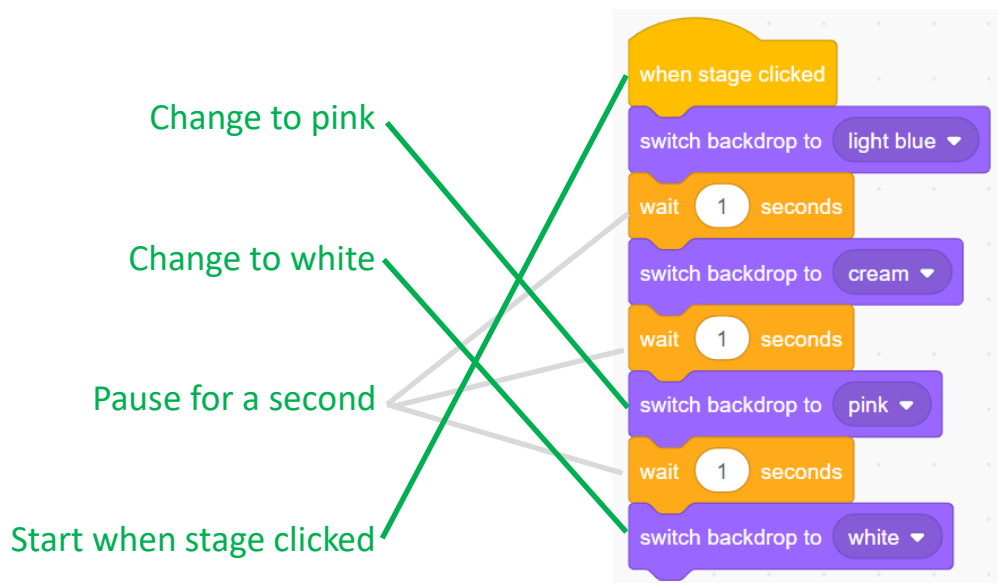


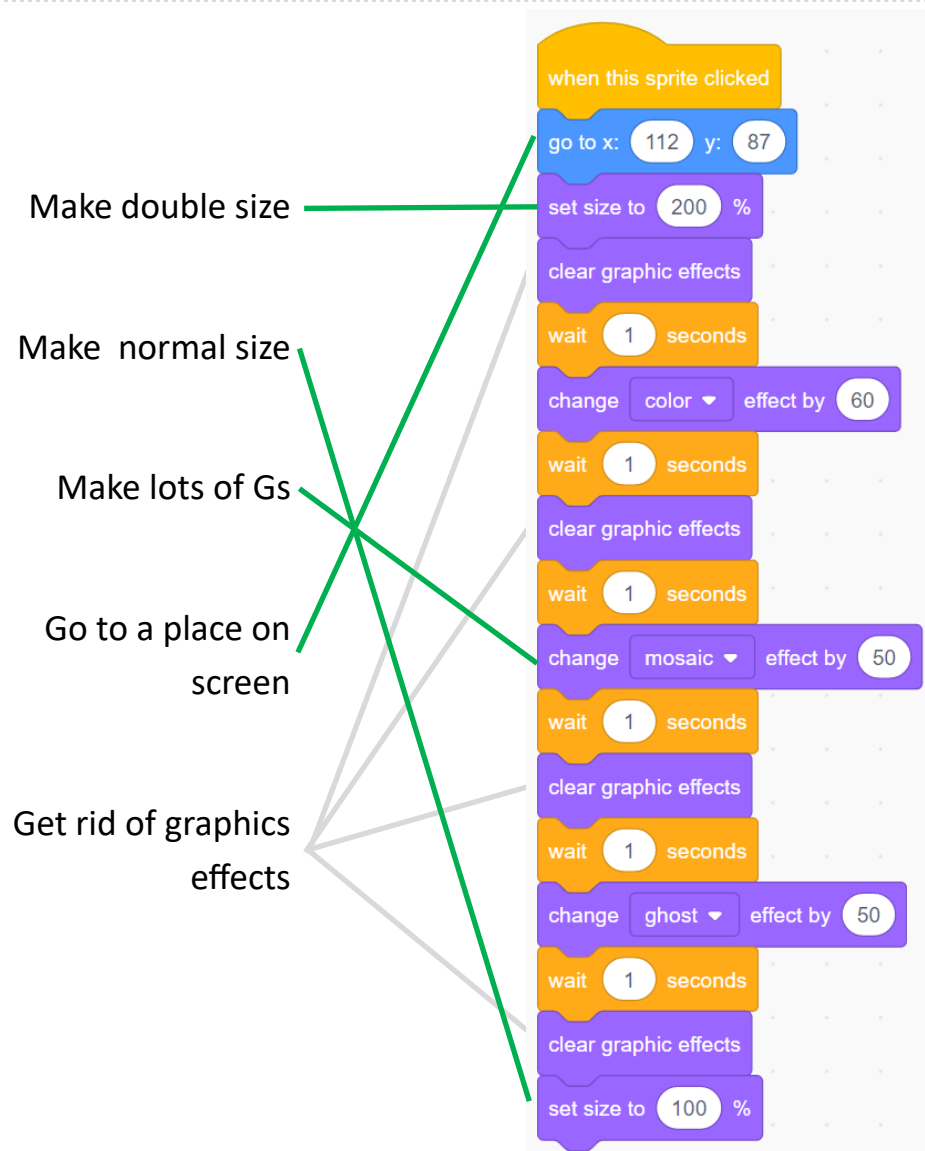
Step by Step PRIMM Predict Answers Correct Answer D (5 marks)

Step by Step PRIMM Run & Investigate Answers

(3 Marks)



(4 Marks)



Step by Step PRIMM Run & Investigate Answers

Run the code on the computer as many times as you like

Join the code to what you think it does

(6 Marks)



- Make double size
- Play pop sound
- Make balloon disappear
- Go to a place on screen
- Make balloon unhide

```

when this sprite clicked
  go to x: -13 y: -121
  set size to 100 %
  think Type c
  wait until key c pressed?
  think 
  set size to 200 %
  wait 1 seconds
  set size to 300 %
  wait 1 seconds
  play sound pop until done
  wait 0.1 seconds
  hide
  set size to 100 %
  wait 2 seconds
  show
  
```



(6 Marks)

- Go to a place on the screen
- Remove lines drawn
- Pause for a second
- Stop drawing
- Start drawing
- Make half size

```

when this sprite clicked
  set size to 50 %
  go to x: -202 y: 143
  erase all
  pen down
  say Press space key for 2 seconds
  wait until key space pressed?
  glide 1 secs to x: -203 y: 98
  wait 1 seconds
  glide 1 secs to x: -169 y: 99
  pen up
  
```

Step by Step PRIMM Modify Answers

Change the code to answer the questions

Write or tell your teacher what you did



Stage

Change the order of the backdrops. What is your new order?

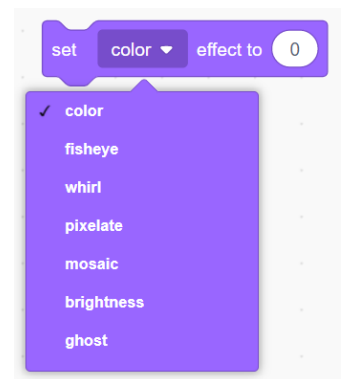
Any new order as long as wait blocks are still used (2 marks)



G

Change the ghost effect to one that has not been used. HINT
Which one did you choose?

Any other than colour, mosaic or ghost (2marks)



Ball

Change the starting key.

What did you change it too?

Any key other than space key (2 marks)



Balloon

Make the balloon get smaller rather than larger.

What did you change?

Change percentages to get smaller as the program goes from top to bottom
(4 marks)